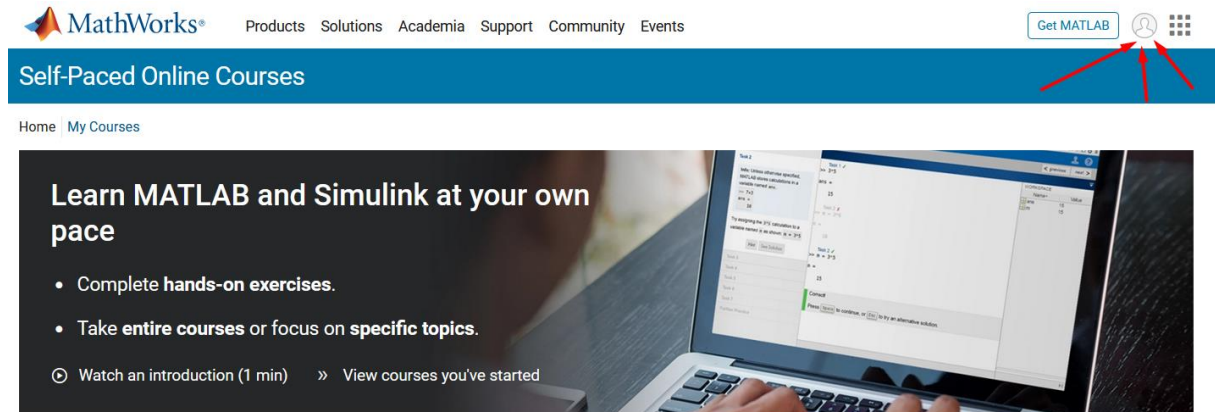


How to Join Mathworks Company's Free Online Course "Matlab Onramp"

1. Go to the web page <https://matlabacademy.mathworks.com/> and click "Sign In" icon on the top right.



Self-Paced Courses

2. Click "Create one" if you don't have Mathworks account (or input your e-mail and password if you have Mathworks account).



MathWorks Account

Sign in to your MathWorks Account or create a new one.

3. Fill in the required information and click "Create" (you can use whether your adu extended e-mail address or the other one).

MathWorks Account

Create MathWorks Account

Email Address

i To access your organization's MATLAB license, use your work or university email.

Location

Which best describes you?

Are you at least 13 years or older? Yes No

4. If you didn't use your adu extended e-mail address click "Continue with Current Email".

MathWorks Account

To access your organization's MATLAB license, use your work or university email. [View all benefits](#)

5. Go to your mail account's inbox and click the link in the email Mathworks sent you.

MathWorks Account

Verify your email address

1. Go to your inbox for aukte77@gmail.com.
2. Click the link in the email we sent you.

Didn't receive the email?

- Check your spam folder.
- [Send me the email again.](#)
- If you still have not received the email, see [Email Verification](#) or contact [Customer Support](#).

Welcome to MathWorks!

To complete your MathWorks Account setup, click **Verify email**.

6. Fill in the required information and click "Create"



MathWorks Account

To finish creating your profile, provide the following information for aukte77@gmail.com

First Name	<input type="text" value="Adem"/>	✓
Last Name	<input type="text" value="Ukte"/>	✓
Password	<input type="password" value="....."/>	👁
Password Confirmation	<input type="password" value="....."/>	👁
What describes your role?	<input type="text" value="Student (Undergraduate)"/>	▼
Department	<input type="text" value="Electrical and Computer Engineering"/>	▼

Location of your School/University

Please provide the following information in English.

Location of School/University	<input type="text" value="Turkey"/>	▼
School / University	<input type="text" value="Adnan Menderes University"/>	✓

Link Your Account to a License

If you have MATLAB already, enter your activation key or license number here.
[What will this allow me to do?](#)

Activation Key or License Number (Optional)	<input type="text" value="Empty"/>
---	------------------------------------

Type 'license' at the MATLAB prompt to get your license number or get an activation key from your MATLAB administrator.

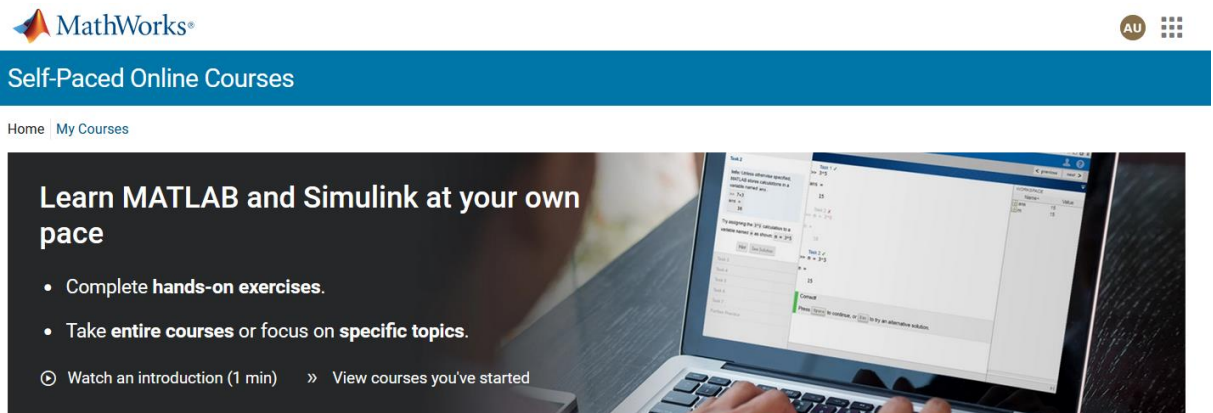
Help

Technical problems or questions about your account?

Yes! Direct me to the Contact Support page.

I accept the [Online Services Agreement](#)

7. Click "MATLAB Onramp"



Self-Paced Courses


Getting Started (14)
MATLAB (4)
Simulink (7)
AI, Machine Learning, and Deep Learning (5)
Math and Optimization (6)
Image and Signal Processing (5)

MATLAB



MATLAB Onramp

14 modules | 2 hours | Languages
Get started quickly with the basics of MATLAB.



MATLAB Fundamentals

18 modules | 16.5 hours | Languages
Learn core MATLAB functionality for data analysis, modeling, and programming.

8. Click "Start course" and complete the course by following the instructions on the page that will open. You can pause wherever you want and then continue where you left off.

